

# Merlin®

making magic

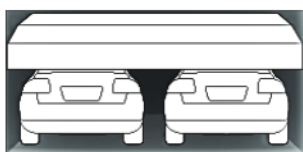


## MT60

### The Versatile Opener

A powerful DC motor and a clever minimalist design has been combined to produce this versatile opener, capable of opening tilt or sectional doors up to 13.5m<sup>2</sup>. With its durable chain and C-rail drive system the MT60 is an ideal choice for modern homes, town houses or units.

**DOOR TYPES:** for sectional doors up to 13.5m<sup>2</sup> or tilt doors up to 8.5m<sup>2</sup>



Double Sectional



Single Sectional



Single Tilt

### KEY BENEFITS:

#### Soft Start/Stop Function

The MT60 is equipped with Soft Start/Stop technology, designed to ensure smooth and quiet door operation.

#### Drive System

Industrial strength chain system with segmented C-rail packaged with the opener.

#### Accessories Included

This opener features two hand-held mini transmitters and a wall/visor mounted single channel transmitter.

Illustrations are provided in the 'Kit Contents' section. See the reverse page for some optional accessories.

#### Clever Design

The MT60 is reliable, easy to use and set up.

Designed specifically to have minimal service components, to ensure years of trouble-free operation at an economical price.

#### Courtesy lighting

21 Watt light illuminates your garage when the opener is activated.

### KIT CONTENTS:



1 x Powerhead



2 x Three channel key ring mini-transmitters C945



Wall or visor-mounted single channel transmitter C940

### Standard Merlin safety features

#### Automatic Safety Reverse

With its automatic safety function your garage door will stop and reverse automatically if obstructed going down or stop if obstructed going up.

#### Automatic Force Sensing

Equipped with automatic force sensing, with each operation the garage door opener monitors and adjusts the force needed to open your garage door.

#### Manual Release

In case of power failure you can simply activate the manual release to open your garage door.

#### Warranty

Backed by a full 2 year / 5,000 cycle unit warranty\* we stand behind our products with an after sales support team and service that we believe to be the best in the industry. We can offer this warranty because of our global quality standards, manufacturing quality and continuous improvement processes.

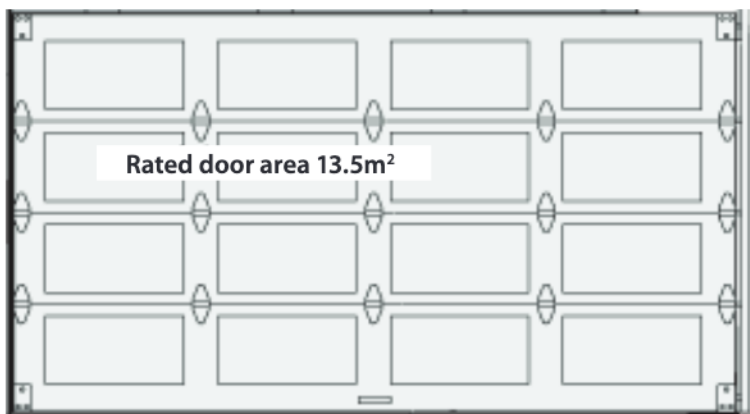
\*Conditions Apply

### SPECIFICATIONS:

- 24V DC motor with thermal overload protection
- Input voltage: 240V AC
- Rated door area 13.5m<sup>2</sup> (sectional)  
8.5m<sup>2</sup> (tilt)
- Pulling force: 600N
- Segmented C-rail with chain drive system 'All in one carton'
- 433.92 MHz AM radio with Chamberlain Peak Detect™ rolling code technology
- Up to 12 memory registers
- Courtesy light: 24V/21Watt BA15s



Door height 2.3m

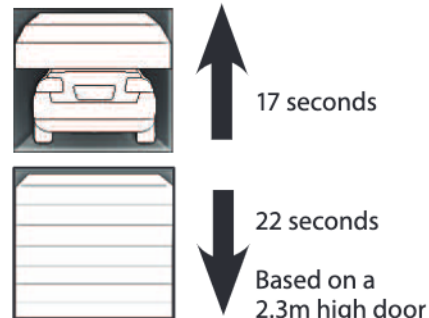


Door width 5.4m

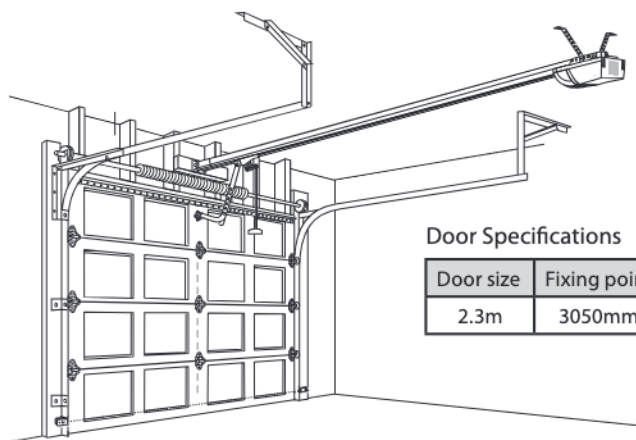
### DOOR SPECIFICATIONS:

- Maximum lifting under spring tension—20 Kgs
- Suitable for steel and timber spring balanced doors

### DOOR OPENING AND CLOSING TIMES



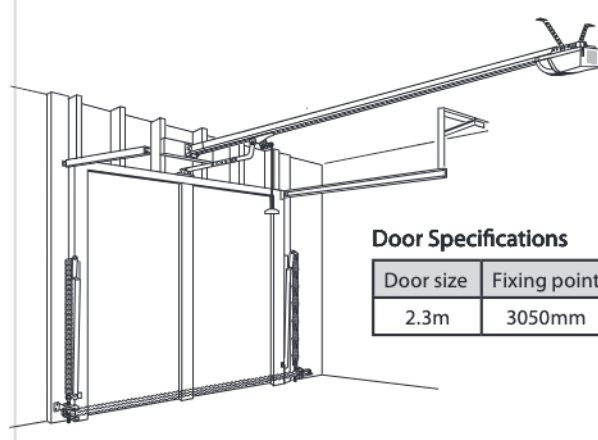
### TYPICAL INSTALLATION - SECTIONAL DOOR



Door Specifications

Door size	Fixing point
2.3m	3050mm

### TYPICAL INSTALLATION - TILT DOOR



Door Specifications

Door size	Fixing point
2.3m	3050mm

### OPTIONAL ACCESSORIES



Motion detecting control panel.  
C198



Wall or visor mounted single channel transmitter.  
C940



4 channel mini-transmitter.  
CM844



Wireless open door monitor.  
CLDM1ANZ



Protector System safety beam sensors.  
C77



Wireless Keypad.  
C840

### ...making magic

Merlin is one of a group of brand names owned and managed by the Chamberlain Group, the world's largest manufacturer of garage door openers.

As a manufacturer of some of the world's most reliable and efficient products in our market, we are determined to build on our reputation as the industry leader by exceeding our customer's expectations, providing exceptional products and services.

Our preoccupation with quality not only applies to manufacturing. We insist on high performance standards in every aspect of our business, placing quality at the forefront of everything we do in the understanding that each of us is accountable for ensuring we achieve our quality objectives.

## CHAMBERLAIN®

Chamberlain ANZ

Australia: T: 1800 638 234 F: 1800 888 121

New Zealand: T: 0800 653 667 F: 0800 653 663

E: sales@chamberlainanz.com W: go-merlin.com

™ Trademark of The Chamberlain Group, Inc.

® Registered Trademark of the Chamberlain Group, Inc.

© 2012 The Chamberlain Group, Inc.

M0412R016 Specifications are subject to change without prior notice.

